

Pension comparison tool: compare two pension schemes

Why compare your pension scheme?

Pension schemes differ. This pension comparison tool shows you the differences between two pension schemes. You see, for instance, what you will and will not receive. You can see what the differences are compared with the PMT pension scheme and what this means for you. You can then opt to arrange something yourself. An understanding of the differences is one of the aspects when deciding whether or not to transfer your pension to PMT. You will find details of our financial situation and the funding ratio under pmt.nl/dekkingsgraden.







Compare your pension scheme in five steps


Use this pension comparison tool step by step. The terms used are explained in layer 1. We have already entered the main points of the Metal and Engineering Industry Pension Fund (PMT) pension scheme for you below.

Remember: The pension scheme rules take precedence regarding your rights and obligations.

STEP 1: What will you receive and what will you not receive in the pension schemes?

Explanation	Name of pension fund, insurer or employer	Name of pension fund, insurer or employer
<p>This step allows you to compare what you will and will not receive in your current and future pension scheme. If you will not receive something, you can see that from the cross that is placed on an icon.</p>	<p>Pensioenfond Metaal en Techniek (PMT)</p>	<p>.....</p>
<p> Are you building up occupational retirement pension? If so, what is the target retirement age?</p>	<p><input type="checkbox"/> Yes, target retirement age 68 <input checked="" type="checkbox"/> No</p>	<p><input type="checkbox"/> Yes, target retirement age <input type="checkbox"/> No</p>
<p> Will your partner receive a pension benefit when you die?</p>	<p><input checked="" type="checkbox"/> Yes <input type="checkbox"/> Yes, as long as I work at this employer. <input type="checkbox"/> No</p>	<p><input type="checkbox"/> Yes <input type="checkbox"/> Yes, as long as I work at this employer. <input type="checkbox"/> No</p>
<p> Will your children receive a pension benefit when you die?</p>	<p><input checked="" type="checkbox"/> Yes <input type="checkbox"/> Yes, as long as I work at this employer. <input type="checkbox"/> No</p>	<p><input type="checkbox"/> Yes <input type="checkbox"/> Yes, as long as I work at this employer. <input type="checkbox"/> No</p>
<p> Will your pension build-up continue if you become fully or partially occupationally disabled?</p>	<p><input checked="" type="checkbox"/> Yes <input type="checkbox"/> No</p>	<p><input type="checkbox"/> Yes <input type="checkbox"/> No</p>
<p>Will you receive a supplementary pension if you become occupationally disabled?</p>	<p><input type="checkbox"/> Yes <input checked="" type="checkbox"/> No</p>	<p><input type="checkbox"/> Yes <input type="checkbox"/> No</p>

STEP 2: How do you build up pension?

Explanation		
<p>There are different types of occupational retirement pension. In layer 1 in the How do you build up pension? section, you can see how you build up pension. You will then see one of the adjacent icons. You will not see the other icons. Which icon is being used?</p>	<p><input type="checkbox"/> FINAL PAY <input checked="" type="checkbox"/> AVERAGE PAY</p> <p><input type="checkbox"/> CONTRIBUTION <input type="checkbox"/> CAPITAL</p>	<p><input type="checkbox"/> FINAL PAY <input type="checkbox"/> AVERAGE PAY</p> <p><input type="checkbox"/> CONTRIBUTION <input type="checkbox"/> CAPITAL</p>
<p>The How do you build up pension? section then offers more information about the following elements:</p>	<p>State pension offset € 14,554</p>	<p>State pension offset €</p>
<p> How high is the state pension offset? Remember: in the case of a lower state pension offset, you build up more pension than in the case of a higher amount.</p>	<p><input checked="" type="checkbox"/> 1.815% <input type="checkbox"/> Not applicable</p>	<p><input type="checkbox"/>% <input type="checkbox"/> Not applicable</p>
<p>What is the percentage of the pension that you build up annually? Remember: You can complete this only in the case of a final salary or career average scheme.</p>		<p><i>read more on the next page</i></p>

	<p>Up to what maximum salary can you build up pension? This maximum salary is called the maximum pensionable salary. If you earn more than the maximum pensionable salary, you will not build up pension above that amount.</p>	<p>Name of pension fund, insurer or employer</p>	<p>Name of pension fund, insurer or employer</p>
	<p>Do you pay a personal contribution to your pension? Remember: this is not in layer 1. See your salary slip or ask your employer whether you pay a personal contribution and, if so, how much.</p>	<p>Pensioenfonds Metaal en Techniek (PMT)</p>	<p>.....</p>
		<p>Maximum salary € 79,719</p>	<p>Maximum salary €.....</p>
		<p><input checked="" type="checkbox"/> Yes, €..... <input type="checkbox"/> No</p>	<p><input type="checkbox"/> Yes, €..... <input type="checkbox"/> No</p>

STEP 3: What options do you have?

Explanation

In step 1, you were able to see what you will and will not receive as standard features in the pension schemes. In addition, you can sometimes opt for a number of things yourself. In this step, you see what options you have in both pension schemes.

	<p>Can you opt to arrange a voluntary or supplementary partner's pension, orphan's pension or occupational disability pension?</p>	<p>Voluntarily</p> <p><input checked="" type="checkbox"/> Partner's pension <input type="checkbox"/> Orphan's pension <input type="checkbox"/> Occupational disability pension <input type="checkbox"/> Not applicable</p>	<p>Voluntarily</p> <p><input type="checkbox"/> Partner's pension <input type="checkbox"/> Orphan's pension <input type="checkbox"/> Occupational disability pension <input type="checkbox"/> Not applicable</p>
	<p>Can you opt to arrange extra occupational retirement pension?</p>	<p><input type="checkbox"/> Yes <input checked="" type="checkbox"/> No</p>	<p><input type="checkbox"/> Yes <input type="checkbox"/> No</p>
	<p>If you earn more than € 112,189 per year, can you opt to become a member of a separate pension scheme?</p>	<p><input type="checkbox"/> Yes <input checked="" type="checkbox"/> No</p>	<p><input type="checkbox"/> Yes <input type="checkbox"/> No</p>

STEP 4: How secure is your pension?

Explanation

The amount of pension that you will finally receive is still uncertain in many cases. In this step, you see whether the level of your pension has been fixed or not, whether your pension increases in line with the rise in prices or wages and whether your pension may be reduced due to, for instance, an excessively low funding ratio. **Remember:** the lower the policy funding ratio, the greater the risk that your pension will be reduced.

	<p>Has the level of the pension benefit already been fixed?</p>	<p><input type="checkbox"/> Yes <input checked="" type="checkbox"/> No</p>	<p><input type="checkbox"/> Yes <input type="checkbox"/> No</p>												
	<p>Does the level of the pension benefit depend on the investment results?</p>	<p><input checked="" type="checkbox"/> Yes <input type="checkbox"/> No</p>	<p><input type="checkbox"/> Yes <input type="checkbox"/> No</p>												
	<p>Does the pension increase in line with prices or wages (indexation)? If so, what was the percentage increase in recent years? Remember: you can complete this question only if you entered final salary or career average scheme in step 2.</p>	<p><input type="checkbox"/> No <input checked="" type="checkbox"/> Yes, in indexation</p> <table border="0"> <tr> <td>2020</td> <td>0 %</td> </tr> <tr> <td>2019</td> <td>0 %</td> </tr> <tr> <td>2018</td> <td>0 %</td> </tr> </table>	2020	0 %	2019	0 %	2018	0 %	<p><input type="checkbox"/> No <input type="checkbox"/> Yes, in indexation</p> <table border="0"> <tr> <td>.....</td> <td>..... %</td> </tr> <tr> <td>.....</td> <td>..... %</td> </tr> <tr> <td>.....</td> <td>..... %</td> </tr> </table> % % %
2020	0 %														
2019	0 %														
2018	0 %														
..... %														
..... %														
..... %														
	<p>Can the pension be reduced due to, for instance, an excessively low funding ratio? Remember: you can complete this question only if you entered final salary or career average scheme in step 2.</p>	<p><input type="checkbox"/> No <input checked="" type="checkbox"/> Yes, in reduction</p> <table border="0"> <tr> <td>2020</td> <td>0 %</td> </tr> <tr> <td>2019</td> <td>0 %</td> </tr> <tr> <td>2018</td> <td>0 %</td> </tr> </table>	2020	0 %	2019	0 %	2018	0 %	<p><input type="checkbox"/> No <input type="checkbox"/> Yes, in reduction</p> <table border="0"> <tr> <td>.....</td> <td>..... %</td> </tr> <tr> <td>.....</td> <td>..... %</td> </tr> <tr> <td>.....</td> <td>..... %</td> </tr> </table> % % %
2020	0 %														
2019	0 %														
2018	0 %														
..... %														
..... %														
..... %														

STEP 5: Assess how important the differences are for you..

You now know what the differences are between both pension schemes. **Assess how important these differences are for you and consider what the differences mean for you.** You may want to arrange something extra yourself. If you want to know more about the differences and what they will mean for the level of your pension, contact a pensionconsulent in your region on pmt.nl/contact.